



KABANKALAN CITY WATER DISTRICT

cor. Tayum - Rizal Sts., Kabankalan City, Negros Occidental
Tel. (034) 4712-134; (034) 4712-634 (FAX) 4713-462

MONTHLY DATA SHEET FOR THE MONTH ENDING DECEMBER, 2017

1. SERVICE CONNECTION DATA:

1.1 Total Services	9,911				1.6 Changes: New Residential	46	
1.2 Total Active	6,475				New Semi-Comm'l	0	
1.3 Total Metered	6,475				New Comm'l	6	
1.4 Total Billed	6,384				Reconnected	200	
1.5 Pop. served	38,304				Disconnected	161	
					1.7 Customers in arrears	997	15.62%

2. PRESENT WATER RATES : Effective May 2008 Billings : (April 2008 Consumption)

LWUA Approved : as per Board Resolution No. 56, s. 2008

CLASSIFICATION OF CONNECTIONS	No. of Conn.	Minimum charge	Commodity Charges						
			11-20	21-30	31-40	41-50	51-60	61 - up	
Domestic/Govt.	5,780	195.00	38.90	42.75	47.80	53.55	60.00	67.20	
Semi-Commercial	24	292.50	58.35	64.13	71.70	80.33	90.00	100.80	
Commercial/Ind'l	580	390.00	77.80	85.50	95.60	107.10	120.00	134.40	
Bulk Sale	2	60.00/cu.m.	614.25	122.54	134.66	150.57	168.68	189.00	211.68

3. BILLINGS AND COLLECTION DATA :

3.1 BILLINGS (WATER SALES):	ACTUAL THIS MO.	Y T D
a. Current (Metered)	4,703,546.47	57,814,727.64
b. Bulk Sales	930.00	65,831.53
c. Penalty Charges (10%)	142,792.44	1,284,573.99
TOTAL	4,847,268.91	59,165,133.16

3.2 COLLECTIONS (WATER SALES):	ACTUAL THIS MO.	Y T D
a. Current Accounts	3,686,333.84	49,959,731.40
b. Arrears (Current Year)	886,052.45	6,395,262.24
c. Arrears (Previous Years)	11,688.19	1,935,868.47
TOTAL	4,584,074.48	58,290,862.11

3.3 ACCOUNTS RECEIVABLE (Beginning of the year)		3,027,995.15
---	--	--------------

3.4 ON TIME PAID THIS MONTH	((3.2.a)/((3.1.a)+(3.1.b)))	78.36%
-----------------------------	-----------------------------	--------

3.5 COLLECTION EFFICIENCY, YTD	((3.2.a)/(3.1 totals))	95.25%
--------------------------------	------------------------	--------

3.6 COLLECTION RATIO, YTD	((3.2 totals)/(3.3+3.1 totals))	93.73%
---------------------------	---------------------------------	--------

4. FINANCIAL DATA :

4.1 REVENUES	ACTUAL THIS MO.	Y T D
a. Operating	4,997,289.40	60,863,985.98
b. Non-operating	186,524.24	215,699.61
TOTAL	5,183,813.64	61,079,685.59

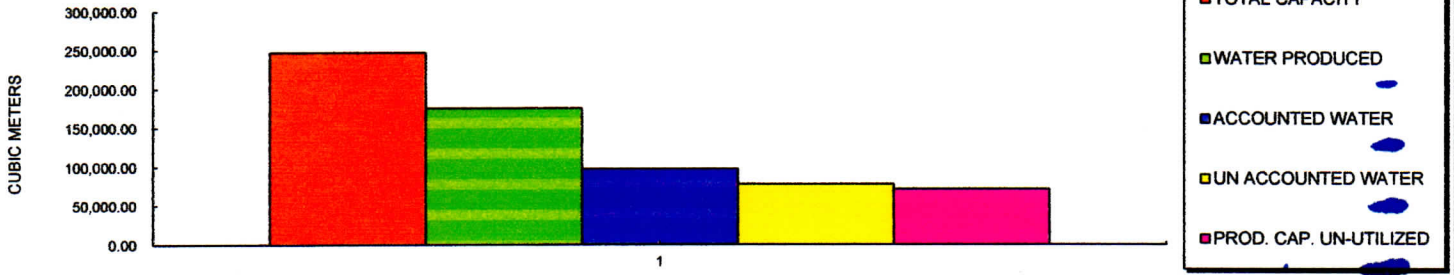
4.2 EXPENSES :	ACTUAL THIS MO.	Y T D
a. Salaries & Wages	820,315.98	9,979,721.82
b. Pumping Cost (Fuel, Oil, Elect.)	682,746.09	7,194,766.13
c. Chemicals (Treatment)	200,880.00	2,744,068.00
d. Other O & M	1,670,866.91	16,993,580.51
e. Depreciation	254,211.70	3,042,939.88
f. Interest	73,470.51	626,882.20
g. Penalty Charges	0.00	0.00
TOTAL	3,702,491.19	40,521,958.54

4.3 NET INCOME (LOSS) :	1,481,322.45	20,556,541.81
-------------------------	--------------	---------------


4.4 CASH FLOW REPORT :		ACTUAL THIS MO.	Y T D
a. Receipts		4,707,370.13	59,363,235.42
b. Disbursements		6,665,314.19	44,669,502.30
c. Net Receipt (Disbursement)		(1,957,944.06)	14,693,733.12
d. Cash Balance, Beginning		39,346,725.53	24,261,030.27
e. Cash Balance, Ending		37,388,781.47	37,388,781.47

4.5 MISCELLANEOUS FINANCIAL DATA :			
a. Loan Funds		c. Inventories	4,669,665.16
1. Cash on Hand		d. Accts. Rec. Customers	4,661,977.45
2. Cash in Bank		e. Customer's Deposit	0.00
		f. Total Payable ;	3,906,269.41
b. WD Funds	37,388,781.47	LWUA - Loans Payable	0.00
1. Cash on Hand	40,545.85	Others - Payable	3,906,269.41
2. Cash in Bank	37,348,235.62	g. Debt Service payment	0.00
3. Reserves	6,937,528.78		
4. Working fund			
5. Special Deposits	0.00		
6. General Fund	44,326,310.25		

THIS MONTH'S WATER USE ASSESSMENT



THIS MONTH DISBURSEMENT



5.0 WATER PRODUCTION DATA :

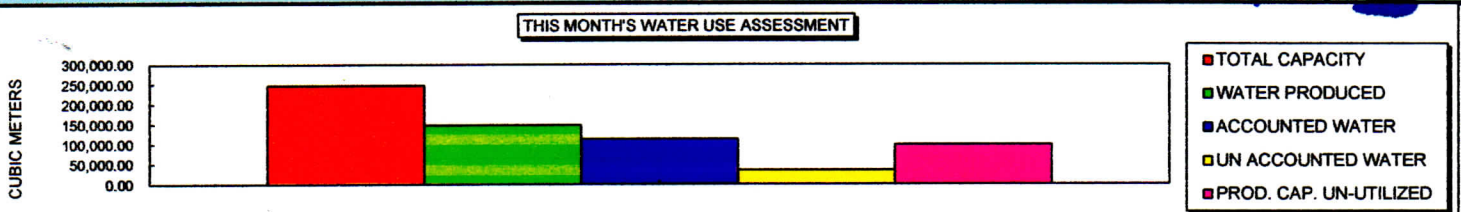
5.1 SOURCE OF SUPPLY	IDENTITY NUMBER	SOURCE CAPACITY (lps)	TOTAL RATED CAPACITY (lps)	BASIS OF DATA
a. Progreso Well	PS1	0.00	0.00	Test
b. Buri Well	PS2	15.00	3.21	Actual Test
c. Lupni Well	PS3	20.00	7.86	Actual Test
d. Tabugon	SW1	0.00	0.00	Actual Test
e. Hilabangan	PS 4	52.46	0.00	Actual Test
f. Filter House	FH	0.00	33.60	Actual Test
g. Balicaocao Spring	SPR	5.00	3.20	Actual Test
TOTAL RATED CAPACITY		92.46	47.87	

5.2 WATER PROD'N IN (CU. M.)	CHLORINE		PAC (KGS)	HRS. OF OPERATION		DIESEL (LITERS)	POWER (KW-HR)	PROD'N (CU.M)	Y T D (CU.M)
	(KGS)	(LTRS)		ENGINE	ELECTRIC				
a. Progreso Well	0.00		0.00	0.00	0.00	0.00	0.00	0.00	0.00
b. Buri Well	341.00	2,220.00	0.00	0.00	648.42	0.00	9,024.00	7,494.00	309,328.00
c. Lupni Well	66.00	1,000.00	0.00	0.00	743.50	0.00	11,092.80	15,329.00	286,115.00
d. Hilabangan (A)	0.00		0.00	0.00	641.32	0.00	63,640.00	0.00	0.00
Hilabangan (P-B)	0.00		0.00	0.00	690.48	0.00	0.00	0.00	0.00
Hilabangan (P-B)	0.00		0.00	0.00	699.64	0.00	0.00	0.00	0.00
e. Filter House (10)	426.00		1,735.00	0.00	35.86	0.00	15,547.70	85,307.00	1,202,952.00
Filter House (20)	0.00		0.00	0.00	427.54	0.00	0.00	0	0.00
Filter House					518.31		0.00		
f. Filtration Gallery							467.70		
g. Balicaocao Spring	0.00		0.00	0.00	0.00	0.00	0.00	0.00	0.00
TOTAL	833.00	3,220.00	1,735.00	0.00	4,405.07	0.00	99,772.20	108,130.00	1,798,395.00

5.3 WATER PROD'N COST	LUBS & OIL USED IN LITERS	TREATMENT COST		PAC	FUEL COST	POWER COST	COST OF LUBS. OIL	PROD. COST THIS MONTH	COST PER CU. METER
		CL2(GRAN)	CL2(LIQUID)						
a. Progreso Well	0.00		0.00	0.00	0.00	0.00	0.00	0.00	0.00
b. Buri Well	0.00	40,162.98	57,720.00	0.00	0.00	72,462.01	0.00	170,344.99	22.73
c. Lupni Well	0.00	7,773.48	26,000.00	0.00	0.00	84,429.29	0.00	118,202.77	7.71
d. Hilabangan (A)	0.00		0.00	0.00	0.00	494,425.17	0.00	494,425.17	0.00
Filter House(B-Pump)		50,174.28		83,280.00		123,107.79		256,562.07	8.80
f. Filtration Gallery						4,187.47		4,187.47	
g. Balicaocao Spring	0.00		0.00	0.00	0.00	0.00	0.00	0.00	0.00
TOTAL	0.00	98,110.74	83,720.00	83,280.00	0.00	778,611.73	0.00	1,043,722.47	9.65

5.4 ACCOUNTED WATER USE : (in cum.)		ACTUAL THIS MO	Y T D
a. Metered Billed		108,114.00	1,258,842.00
b. Bulk Sales		14.00	381.30
c. Estimated water use during flushing		3,100.00	12,820.00
d. Donation to Mun. Govt.(fire fighting)		200.00	2,400.00
e. Total Accounted Water		108,128.00	1,258,842.00

5.5 WATER USE ASSESSMENT:		
a. Ave. Monthly Consumption/Connection		16.94
b. Ave. per Capita/day consumption in liters per day		91.05
c. Revenue Producing Water	100.00%	70.02%
d. Non-Revenue producing Water (Accounted)	100.00%	70.00%
e. Production capacity utilized		45.12%
f. Un-Accounted Water	0.00%	30.00%



6.0 MISCELLANEOUS DATA :			
6.1 EMPLOYEES :	53		
a. Regular	25		d. No. of conn./employee
b. Casual	16		157.93
c. Contractual	12		e. Ave. mo. sal./employee
			15,477.66

6.2 BACTERIOLOGICAL :			
a. Total Samples Taken			8
b. No. of negative results			8
c. Test results submitted to LWUA			8
Remarks : Possible source of contaminants are believed to have come from undetected leakages.			

6.3 CHLORINATION :			
a. Total Samples Taken			270
b. Samples meeting standards			270
c. No. of Days of full Chlorination			31

6.4 BOARD OF DIRECTORS :		ACTUAL THIS MO.	Y T D
a. Resolution Approved		6	72.00
b. Policies Passed		0	0.00
c. Director's Fee Paid		33,540.00	402,480.00
d. Meetings :			
d.1 Regular		2	24.00
d.2 Special		0	0.00

7.0 STATUS LOAN PAYMENTS TO LWUA : AS OF THIS MONTH

LOAN ACCT.	LOANS AVAILED	INTEREST RATE	LIFE OF LOAN		DEBT SERVICE	ACTUAL PAYMENTS	
			FROM	UNTIL		THIS MO.	Y T D
a. LA # 3-311 R	1,299,000	12.50%	MAR.1997	FEB.2022	0.00	32,824.00	393,888.00
b. LA # 3-311 SL	2,825,528.54	8.5%/10.5%	DEC 2005	FEB.2023	0.00	27,094.00	325,128.00
TOTAL	4,124,528.54				0.00	59,918.00	719,016.00

7.1 LOAN OUTSTANDING

LOAN ACCT.	STATUS	INTEREST RATE	PREVIOUS MO. LOAN OUTSTANDING	INTEREST	PRINCIPAL REPAYMENT	THIS MONTH LOAN OUTSTANDING
a. LA # 3-311 R	Current	12.50%	0.00	0.00	0.00	0.00
b. LA # 3-311 SL	Current	8.5%/10.5%	0.00	0.00	0.00	0.00
TOTAL			0.00	0.00	0.00	0.00

7.2 OTHER ON-GOING PROJECTS:

	STATUS	FUNDED BY :	DONE BY :
a. Exploration of other water sources (Mag-aso Spring)	Feasibility Study on going	LBP/KCWD	KCWD

8.0 STATUS OF INSTITUTIONAL DEVELOPMENT :

8.1 DEVELOPMENT PROGRESS INDICATOR

a. Points Earned	b. Minimum Required	c. Variance	d. Age in Months	e. Development rating	Remarks :

8.2 Commercial System/Audit : COA Audit done for FY 2000, 2001, 2002, 2003, 2004, 2005,2006,2007,2008,2009,2010,2011,2012,2013,2014

SUBMITTED BY:


ENGR. RICARDO M. REGALIA, JR.
 General Manager

NOTED BY:

DEMETRIO MIGUEL D. RUIZ
 Chairman of the Board

