

KABANKALAN CITY WATER DISTRICT
Kabankalan City, Negros Occidental
-000-

COMPARATIVE BALANCE SHEET
As of NOVEMBER 30, 2015

	NOVEMBER		OCTOBER	
ASSETS				
CURRENT ASSETS:				
Cash and cash equivalents				
Cash - Collecting Officer	P	496,233.28	P	488,839.63
Cash - Disbursing Officer		997,255.88		589,272.53
Petty Cash Fund		7,000.00		7,000.00
Cash in Bank				
DBP CA #0745-016855-030		2,968,009.43		4,516,746.75
LBP CA # 1172-1008-01		11,773,357.37		11,246,780.77
Marketable Securities		0.00		0.00
Trade and other receivables				
Accounts Receivable - Customers		6,122,943.19		5,678,225.39
Less: Allowance for D/A		<u>1,758,405.21</u>		<u>1,701,299.85</u>
Net Accounts Receivable - Customers		4,364,537.98		3,976,925.54
Due from Officers & Employees		1,921,543.39		1,860,195.46
Receivables - Disallowances/Charges		31,459.70		31,459.70
Other Receivables		116,376.43		112,244.71
Inventories				
Office Supplies Inventory		1,012,064.21		1,012,908.18
Chemical and Laboratory Supplies Inventory		412,000.00		357,920.00
Gasoline, Oil & Lubricants Inventory		0.00		0.00
Construction Materials Inventory		1,920,639.28		1,907,167.28
Prepayments				
Prepaid Insurance		43,669.43		39,806.29
Total Current Assets	P	<u>26,064,146.38</u>	P	<u>26,147,266.84</u>
NON-CURRENT ASSETS:				
Deferred Charges	P	1,088,331.78	P	1,088,331.78
Organizational Cost		1,151,127.28		1,151,127.28
Investments				
Sinking Fund - KWD-LWUA Reserved #0745-016855-160		2,699,412.31		2,597,077.71
Sinking Fund - DBP Hold-Out #0745-019766-160		834,680.44		834,193.82
Property, plant and equipment		26,725,189.89		26,725,189.89
Land		1,035,000.00		
Electrification, Power & Energy Structures		768,000.00		768,000.00
Office Building		2,150,709.60		2,150,709.60
Other Structures		7,994,163.65		7,994,163.65
Office Equipment		379,153.50		379,153.50
Furniture & Fixtures		542,906.70		542,906.70
I.T. Equipment & Software		581,801.00		581,801.00
Machinery		4,092,057.80		4,092,057.80
Communication Equipment		372,005.00		372,005.00
Construction & Heavy Equipment		1,073,873.65		1,073,873.65
Chemical & Laboratory Equipment		83,500.00		83,500.00
Technical & Scientific Equipment		8,097,554.31		8,097,554.31
Other Machinery & Equipment		1,337,178.50		1,337,178.50
Motor Vehicles		1,518,365.00		1,399,430.00
Other Transportation Equipment		839,200.00		839,200.00
Other Property, Plant & Equipment		<u>2,510,098.66</u>		<u>2,510,098.66</u>
60,100,757.26				58,946,822.26
Less: Accumulated Depreciation				
Accumulated Depreciation		8,630,276.43		8,563,463.46
AD - Electrification, Power & Energy Struc		592,000.00		586,240.00
AD - Office Building		486,598.51		470,467.31
AD - Other Structures		1,602,727.35		1,549,982.15
AD - Office Equipment		266,244.07		263,347.24
AD - Furniture & Fixtures		483,660.05		482,770.52
AD - I.T. Equipment & Software		400,119.88		395,538.35
AD - Machinery		2,093,843.87		2,068,768.44
AD - Communication Equipment		92,758.75		90,173.35
AD - Construction & Heavy Equipment		543,992.44		536,797.94
AD - Chem. & Lab. Eqpt.		60,798.31		60,205.81
AD - Technical & Scientific Equipment		1,408,126.86		1,377,505.43
AD - Other Machinery & Equipment		297,210.59		287,822.72
AD - Motor Vehicles		907,870.92		893,228.74
AD - Other Transportation Equipment		788,975.33		788,520.08
AD - Other PPE		<u>1,725,055.21</u>		<u>20,132,713.80</u>
20,380,258.57				38,814,108.46
Net Property Plant & Equipment		<u>39,720,498.69</u>		<u>38,814,108.46</u>
Public Infrastructures				
Artesian Wells, Reservoir, Pumping Stations & Conduits		907,075.00		907,075.00
Other Public Infrastructure		1,983,255.75		1,983,255.75

Intangible Assets	0.00	0.00
Construction in Progress		
CIP - Buri Pumping Station	0.00	0.00
CIP - Progreso Warehouse/Parking Area	376,039.20	364,607.20
CIP - Public Market	44,400.95	44,400.95
CIP - Tabugon	502,327.06	18,750.00
CIP - Villa Concha	122,316.90	53,840.00
Other Assets	0.00	0.00
Total Non-Current Assets	P 49,429,465.36	P 47,856,767.95
TOTAL ASSETS	P 75,493,611.74	P 74,004,034.79

LIABILITIES & EQUITY

CURRENT LIABILITIES

Payables:		
Accounts Payable - NOCECO	P 0.00	P 0.00
LWUA	28,539.59	56,838.65
DBP	125,000.00	250,000.00
LGU - Kabankalan	35,425.79	70,675.33
Due to Officers & Employees	926,827.38	501,394.03
Interest Payable	0.00	0.00
Inter-Agency Payables:		
Due to BIR		
Employees	53,385.35	52,992.39
Suppliers (Expanded)	5,852.76	10,843.76
Suppliers (VAT)	28,518.07	51,106.44
Due to GSIS	140,761.71	139,951.71
Consolidated Loan	58,340.80	58,340.80
Regular Policy Loan	3,800.00	3,600.00
Optional Loan (UOLI)	4,000.00	4,000.00
Educational Assistance	1,400.00	1,400.00
Emergency Loan	12,455.64	12,455.64
Due to Pag-IBIG	17,573.00	17,393.00
Multi-purpose Loan	20,291.99	21,136.61
Pag-IBIG II	4,000.00	4,000.00
Calamity Loan	4,204.95	4,204.95
Due to Philhealth	14,687.50	14,575.00
Intra-Agency Payables:		
Due to Provident Fund	96,269.85	95,819.85
Due to Provident Fund - Salary Loan	35,631.66	37,125.53
Due to Provident Fund - Computer Loan	4,277.59	4,277.59
Due to Provident Fund - Emergency Loan	2,704.92	2,704.92
Due to Provident Fund - Livelihood Loan	44,408.02	42,527.84
Due to Provident Fund - Appliance Loan	9,719.86	8,587.10
Due to Provident Fund - Educational Loan	6,570.30	6,570.30
Due to Provident Fund - Calamity Loan	9,714.31	9,714.31
Performance, Bidders Bonds Payable	0.00	0.00
Other Current Payables:		
Other Liability Accounts	206.00	14,411.38
Total Current Liabilities	P 1,694,567.04	P 1,496,647.13

NON-CURRENT LIABILITIES

Loans Payable:		
Local Waters Utilities Administration (LWUA)	P 3,632,192.09	P 3,632,192.09
DBP Loan	4,125,000.00	4,125,000.00
LGU-KABANKALAN Loan	2,484,016.49	2,484,016.49
Other Long Term Liabilities	0.00	0.00
Total Non-Current Liabilities	P 10,241,208.58	P 10,241,208.58

TOTAL LIABILITIES

	P 11,935,775.62	P 11,737,855.71
--	------------------------	------------------------

Deferred Credits


EQUITY:	P 30,695.31	P 30,695.31
Government Equity	282,046.13	282,046.13
Capital Stock	43,537.37	43,537.37
Retained Earnings	63,201,557.31	61,909,900.27
TOTAL EQUITY	P 63,527,140.81	P 62,235,483.77


TOTAL LIABILITIES AND EQUITY


	P 75,493,611.74	P 74,004,034.79
--	------------------------	------------------------

Prepared by:

RICHELLE G. DE JESUS
Customer Service Assistant

Certified Correct:

MERCY M. VALDESIS
Acting Finance Officer

Recommending Approval:


Approved by: 

KABANKALAN CITY WATER DISTRICT

Kabankalan City, Negros Occidental

-000-

COMPARATIVE STATEMENT OF INCOME & EXPENSES

For the Month Ended NOVEMBER 30, 2015

	NOVEMBER	OCTOBER	YEAR TO DATE
INCOME:			
Income from Waterworks System	P 3,779,097.82	3,726,915.17 P	43,097,109.68
Rent Income	0.00	0.00	0.00
Fines & Penalties-Business Income	73,507.61	76,070.19	978,314.43
Fines & Penalties-Service Income	0.00	0.00	0.00
Other Service Income	259,742.62	251,599.37	1,714,632.68
Other Business Income	0.00	0.00	0.00
Miscellaneous Income	335.00	1,823.53	8,243.78
Gross Income -	P 4,112,683.05	4,056,408.26 P	45,798,300.57
Less: Expenses			
Operating Expenses:			
Personal Services:			
Salaries & Wages - Regular	P 527,690.00	527,690.00 P	5,812,755.59
Salaries & Wages - Contractual	201,206.50	191,781.50	1,846,841.98
Other Compensation			
PERA	39,000.00	38,000.00	415,000.00
ADCOM	39,000.00	38,000.00	415,000.00
Representation Allowance	23,500.00	23,500.00	258,500.00
Transportation Allowance	23,500.00	23,500.00	258,500.00
Clothing & Uniform Allowance	0.00	0.00	196,285.00
Subsistence, Laundry & Quarters Allowance	4,015.00	0.00	4,015.00
Productivity Incentive Allowance	0.00	0.00	54,000.00
Other Bonuses & Allowances	38,377.50	8,385.00	881,149.50
Overtime & Night Pay	106,924.78	86,627.74	1,116,390.77
Cash Gift	408,518.94	0.00	816,487.44
Year End Bonus	0.00	0.00	641,711.00
Personnel Benefits Contribution			
Life & Retirement Insurance Contributions	76,655.88	76,655.88	829,818.72
Pag-IBIG Contributions	3,800.00	3,800.00	41,300.00
Philhealth Contributions	7,287.50	7,287.50	79,237.50
ECC Contributions	3,690.90	3,690.90	40,099.00
Other Personnel Benefit			
Terminal Leave Benefits	13,568.82	16,657.50	544,848.10
Other Personnel Benefits	63,879.90	63,879.90	693,008.70
Total Personal Services -	P 1,580,615.72	1,109,455.92 P	14,944,948.30
Maintenance & Other Operating Expenses:			
Travelling Expenses - Local	P 3,941.00	14,043.88 P	244,770.44
Training Expenses	0.00	0.00	193,300.00
Supplies & Materials Expenses			
Office Supplies Expenses	5,752.36	11,602.68	217,625.07
Chemical & Laboratory Expenses	203,120.00	175,480.00	2,831,678.25
Gasoline, Oil & Lubricants Expenses	53,909.93	48,358.94	452,055.30
Utility Expenses			
Electricity Expenses	518,357.80	481,063.90	5,902,272.55
Communication Expenses			
Postage & Deliveries Expenses	265.00	490.00	5,821.61
Telephone Expenses - Landline	1,555.89	5,519.11	52,523.19
Telephone Expenses - Mobile	3,903.45	1,800.00	50,579.60
Internet Expenses	2,090.10	2,295.00	24,018.96
Cable, Telegraph, Satellite & Radio Expenses	1,120.00	0.00	6,720.00
Membership Dues & Contr. to Organization	0.00	5,750.00	31,200.00
Advertising Expenses	0.00	1,000.00	14,000.00
Printing & Binding Expenses	930.00	600.00	24,230.00
Rent Expenses	5,000.00	0.00	6,000.00
Representation Expenses	4,800.85	29,523.40	251,497.32
Transportation & Delivery Expenses	6,122.00	4,478.00	36,060.26
Subscription Expenses	0.00	0.00	0.00
Survey Expenses	0.00	0.00	0.00
Professional Services			
Legal services	35,000.00	5,000.00	70,000.00
Auditing Services	0.00	0.00	0.00
Consultancy Services	0.00	30,000.00	73,000.00
Other Professional Services	0.00	0.00	0.00

Repairs & Maintenance Expenses			
Electrification, Power & Energy Structures	0.00	0.00	44,797.55
Office Building	0.00	0.00	36,180.00
Other Structures	0.00	0.00	65,741.00
Office Equipment	2,450.00	0.00	14,150.00
Furniture & Fixtures	0.00	0.00	0.00
I.T. Equipment & Software	3,400.00	44,450.00	95,080.00
Machinery	0.00	0.00	0.00
Communication Equipment	0.00	0.00	50.00
Construction & Heavy Equipment	0.00	0.00	4,320.00
Chemical & Laboratory Equipment	0.00	0.00	0.00
Technical & Scientific Equipment	2,544.85	0.00	133,319.85
Other Machinery & Equipment	6,783.00	0.00	46,639.15
Motor Vehicles	7,288.00	9,968.00	113,449.25
Other Transportation Equipment	0.00	0.00	0.00
Other Property, Plant & Equipment	0.00	37,023.00	124,379.00
Artesian Wells, Reservoir, Pumping Stations & Cond	-317,763.96	440,538.43	1,989,260.07
Other Public Infrastructures	0.00	0.00	0.00
Donations	10,000.00	0.00	12,000.00
Extraordinary Expenses	0.00	0.00	10,430.00
Miscellaneous Expenses	24,432.84	36,811.61	408,708.91
Taxes, Duties & Licenses	236,121.09	77,600.97	1,001,214.33
Fidelity Bond Premiums	1,375.31	1,375.31	15,128.44
Insurance Expenses	1,136.55	1,129.85	17,459.97
Bad Debts Expenses	57,105.36	0.00	113,065.35
Depreciation Expenses	66,812.97	66,812.97	734,942.67
Electrification, Power & Energy Structures	5,760.00	5,760.00	63,360.00
Office Building	16,131.20	16,131.20	177,443.20
Other Structures	52,745.20	52,745.20	529,240.40
Office Equipment	2,896.83	2,896.83	34,262.73
Furniture & Fixtures	889.53	889.53	9,112.83
I.T. Equipment & Software	4,581.53	4,581.53	54,733.83
Machinery	25,075.43	25,075.43	275,829.73
Communication Equipment	2,585.40	1,235.40	14,939.40
Construction & Heavy Equipment	7,194.50	7,194.50	79,139.50
Medical, Chemical & Laboratory Equipment	592.50	592.50	6,517.50
Technical & Scientific Equipment	30,621.43	30,621.43	325,733.82
Other Machinery & Equipment	9,387.87	9,387.87	68,946.26
Motor Vehicles	14,642.18	14,642.18	157,313.98
Other Transportation Equipment	455.25	455.25	5,007.75
Other Property, Plant & Equipment	7,172.95	7,173.25	87,358.67
Loss of Assets	0.00	0.00	0.00
Other Maintenance & Operating Expenses	0.00	0.00	0.00
Total Maintenance & Operating Expenses -	P 1,128,286.19	1,712,097.15	P 17,356,607.69
Financial Expenses			
Bank Charges	P 0.00	0.00	0.00
Interest Expenses	81,971.83	82,143.21	974,440.07
Other Financial Charges	0.00	0.00	0.00
Amort. Of Debt Discount and Expenses	0.00	0.00	0.00
Total Financial Expenses -	P 81,971.83	82,143.21	P 974,440.07
TOTAL EXPENSES -	P 2,790,873.74	2,903,696.28	P 33,275,996.06
INCOME (LOSS) FROM OPERATION -	P 1,321,809.31	1,152,711.98	P 12,522,304.51
Less: Prior Year's Adjustment	32,485.05	50,000.00	1,002,876.86
Add: Interest Income -	2,332.78	2,166.90	36,952.51
NET INCOME (LOSS)	P 1,291,657.04	1,104,878.88	P 11,556,380.16


Prepared by:


RICHELLE G. DE JESUS
Customer Service Assistant


Certified Correct:


MERCY M. VALDESIS
Acting Corporate Budget Officer

Recommending Approval:


SHEILA G. GUADALUPE
Admin. Division Manager

Approved by:


ENG'R. RICARDO M. REGALIA JR.
General Manager