



# KABANKALAN CITY WATER DISTRICT

cor. Tayum - Rizal Sts., Kabankalan City, Negros Occidental  
Tel. (034) 4712-134; (034) 4712-634 (FAX) 4713-462

## MONTHLY DATA SHEET FOR THE MONTH ENDING DECEMBER, 2014

### 1. SERVICE CONNECTION DATA:

1.1 Total Services	7,963			1.6 Changes: New Residential	34	
1.2 Total Active	5,119			New Semi-Comm'l	0	
1.3 Total Metered	5,120			New Comm'l	3	
1.4 Total Billed	5,052			Reconnected	77	
1.5 Pop. served	30,132			Disconnected	47	
				1.7 Customers in arrears	1,071	21.20%

### 2. PRESENT WATER RATES : Effective May 2008 Billings : (April 2008 Consumption)

LWUA Approved : as per Board Resolution No. 56, s. 2008

CLASSIFICATION OF CONNECTIONS	No. of Conn.	Minimum charge	Commodity Charges						
			11-20	21-30	31-40	41-50	51-60	61 - up	
Domestic/Govt.	4,605	205.00	40.90	44.95	50.25	56.30	63.10	70.65	
Semi-Commercial	15	307.50	61.35	67.43	75.38	84.45	94.65	105.98	
Commercial/Ind'l	432	410.00	81.80	89.90	100.50	112.60	126.50	141.30	
Bulk Sale	1	60.00/cu.m.	614.25	122.54	134.66	150.57	168.68	189.00	

### 3. BILLINGS AND COLLECTION DATA :

		ACTUAL THIS MO	Y T D
<b>3.1 BILLINGS (WATER SALES):</b>		3,729,341.41	41,749,855.22
a. Current (Metered)		7,922.10	67,794.30
b. Bulk Sales		100,946.71	1,079,305.29
c. Penalty Charges (10%)		3,838,210.22	42,896,954.81
<b>TOTAL</b>			
<b>3.2 COLLECTIONS (WATER SALES):</b>		2,567,030.73	35,535,373.23
a. Current Accounts		464,453.67	6,148,078.56
b. Arrears (Current Year)		11,644.49	241,116.66
c. Arrears (Previous Years)		3,043,128.89	41,924,568.45
<b>TOTAL</b>			2,344,895.44
<b>3.3 ACCOUNTS RECEIVABLE</b> (Beginning of the year)			
<b>3.4 ON TIME PAID THIS MONTH</b>		68.69%	
<b>3.5 COLLECTION EFFICIENCY, YTD</b>			82.84%
<b>3.6 COLLECTION RATIO, YTD</b>			92.67%

### 4. FINANCIAL DATA :

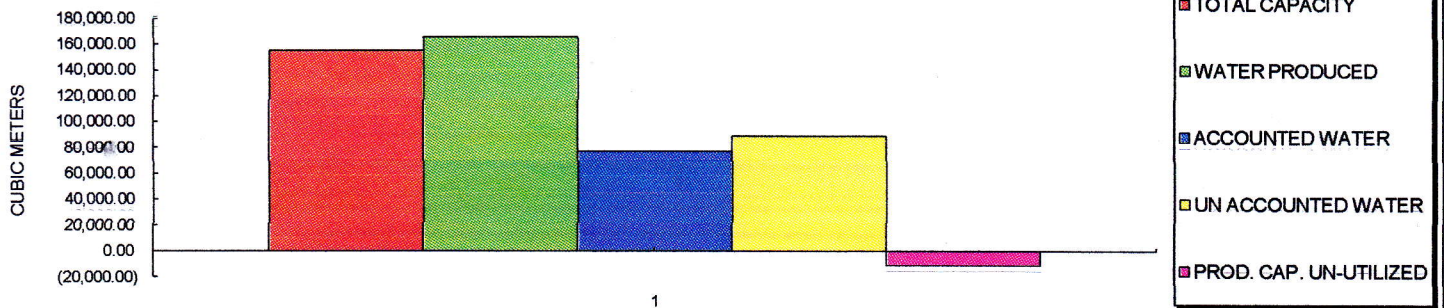
		ACTUAL THIS MO	Y T D
<b>4.1 REVENUES</b>		3,944,828.04	43,985,184.58
a. Operating		0.00	5,929.58
b. Non-operating		3,944,828.04	43,991,114.16
<b>TOTAL</b>			
<b>4.2 EXPENSES :</b>		661,345.64	7,344,826.29
a. Salaries & Wages		483,762.77	6,243,285.16
b. Pumping Cost (Fuel, Oil, Elect.)		249,320.00	2,433,604.40
c. Chemicals (Treatment)		3,507,438.30	16,018,794.93
d. Other O & M		228,820.02	2,647,538.88
e. Depreciation		96,584.39	1,264,122.45
f. Interest		0.00	0.00
g. Penalty Charges		5,227,271.12	35,952,172.11
<b>TOTAL</b>			
<b>4.3 NET INCOME (LOSS) :</b>		(1,282,443.08)	8,038,942.05

[Signature]


4.4 CASH FLOW REPORT :		ACTUAL THIS MO.	Y T D
a. Receipts		3,021,217.05	42,389,259.09
b. Disbursements		2,217,412.24	35,761,637.98
c. Net Receipt (Disbursement)		803,804.81	6,627,621.11
d. Cash Balance, Beginning		13,572,764.47	7,748,948.17
e. Cash Balance, Ending		14,376,569.28	14,376,569.28

4.5 MISCELLANEOUS FINANCIAL DATA :			
<b>a. Loan Funds</b>		c. Inventories	3,156,127.50
1. Cash on Hand		d. Accts. Rec. Customers	4,145,347.28
2. Cash in Bank		e. Customer's Deposit	0.00
		f. Total Payable ;	<b>16,867,010.43</b>
<b>b. WD Funds</b>	<b>14,383,569.28</b>	LWUA - Loans Payable	3,959,238.05
1. Cash on Hand	3,938,918.40	Others - Payable	12,907,772.38
2. Cash in Bank	10,437,650.88	g. Debt Service payment	59,918.00
3. Reserves	1,216,404.00		
4. Working fund	7,000.00		
5. Special Deposits	0.00		
6. General Fund	<b>15,599,973.28</b>		

THIS MONTH'S WATER USE ASSESSMENT



THIS MONTH DISBURSEMENT



5.0 WATER PRODUCTION DATA :

5.1 SOURCE OF SUPPLY	IDENTITY NUMBER	SOURCE CAPACITY (lps)	TOTAL RATED CAPACITY (lps)	BASIS OF DATA
a. Progreso Well	PS1	0.00	0.00	Actual Test
b. Buri Well	PS2	15.00	8.95	Actual Test
c. Lupni Well	PS3	20.00	6.88	Actual Test
d. Tabugon	SW1	0.00	0.00	Actual Test
e. Hilabangan	PS 4	52.46	0.00	Actual Test
f. Filter House	FH	0.00	32.61	Actual Test
g. Balicaocao Spring	SPR	5.00	3.20	Actual Test
<b>TOTAL RATED CAPACITY</b>		<b>92.46</b>	<b>51.64</b>	

*[Signature]*  
11-2-18-11

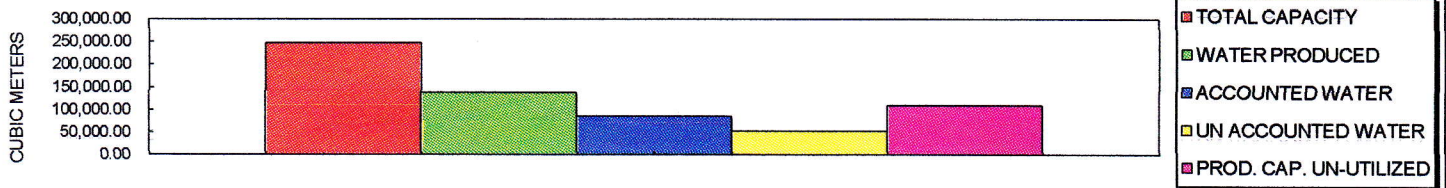
5.2 WATER PROD'N IN (CU. M.)	CHLORINE	PAC	HRS. OF OPERATION		DIESEL	POWER	PROD'N	Y T D
	IN LITERS	(KGS)	ENGINE	ELECTRIC	(LITERS)	(KW-HR)	(CU.M)	(CU.M)
a. Progreso Well	0.00	0.00	0.00	502.25	0.00	0.00	0.00	0.00
b. Buri Well	1,335.00	0.00	0.00	696.68	0.00	314.00	23,980.00	270,899.00
c. Lupni Well	1,120.00	0.00	0.00	0.00	0.00	391.20	18,431.00	296,399.00
d. Tabugon	0.00	0.00	0.00	699.10	0.00	0.00	0.00	0.00
e. Hilabangan (A)	0.00	0.00	13.83	648.51	276.60	969.00	0.00	0.00
Hilabangan (B)	0.00	0.00	0.00	158.69	0.00	0.00	0.00	0.00
f. Filter House (10)	2,780.00	515.00	24.75	158.91	173.25	194.00	87,341.00	1,143,913.00
Filter House (20)	0.00	0.00	0.00	0.00	0.00	0.00	0.00	
g. Balicaocao Spring	0.00	0.00	0.00	0.00	0.00	0.00	0.00	0.00
<b>TOTAL</b>	<b>5,235.00</b>	<b>515.00</b>	<b>38.58</b>	<b>2,864.14</b>	<b>449.85</b>	<b>1,868.20</b>	<b>129,752.00</b>	<b>1,711,211.00</b>

5.3 WATER PROD'N COST	LUBS & OIL USED IN LITERS	TREATMENT COST		FUEL COST	POWER COST	COST OF LUBS, OIL	PROD. COST THIS MONTH	COST PER CU. METER
		CL2	PAC					
a. Progreso Well	0.00	0.00	0.00	0.00	0.00	0.00	0.00	0.00
b. Buri Well	0.00	34,710.00	0.00	0.00	42,201.60	0.00	76,911.60	3.21
c. Lupni Well	0.00	29,120.00	0.00	0.00	43,814.40	0.00	72,934.40	3.96
d. Tabugon	0.00	0.00	0.00	0.00	0.00	0.00	0.00	0.00
e. Hilabangan (A)	0.00	0.00	0.00	12,142.74	217,056.00	0.00	229,198.74	4.32
f. Filter House	0.00	72,280.00	24,720.00	7,605.68	43,456.00	0.00	148,061.68	0.00
g. Balicaocao Spring	0.00	0.00	0.00	0.00	0.00	0.00	0.00	0.00
<b>TOTAL</b>	<b>0.00</b>	<b>136,110.00</b>	<b>24,720.00</b>	<b>19,748.42</b>	<b>346,528.00</b>	<b>0.00</b>	<b>527,106.42</b>	<b>4.06</b>

5.4 ACCOUNTED WATER USE : (in cum.)		ACTUAL THIS MO	Y T D
a. Metered Billed		84,295.00	989,212.00
b. Bulk Sales		0.00	90.00
c. Estimated water use during flushing		400.00	5,190.00
d. Donation to Mun. Govt. ( fire fighting )		200.00	2,350.00
<b>e. Total Accounted Water</b>		<b>84,895.00</b>	<b>996,842.00</b>

5.5 WATER USE ASSESSMENT:			
a. Ave. Monthly Consumption/Connection		16.69	
b. Ave. per Capita/day consumption in liters per day		89.71	
c. Revenue Producing Water		64.97%	57.81%
d. Non-Revenue producing Water (Accounted)		65.43%	58.25%
e. Production capacity utilized		54.14%	
f. Un-Accounted Water		34.57%	41.75%

THIS MONTH'S WATER USE ASSESSMENT



6.0 MISCELLANEOUS DATA :

6.1 EMPLOYEES :		44		
a. Regular	27		d. No. of conn./employee	134.74
b. Casual	11		e. Ave. mo. sal./employee	15,030.58
c. Contractual	6			

6.2 BACTERIOLOGICAL :			
a. Total Samples Taken		6	Remarks : Possible source of contaminants are believed to have come from undetected leakages.
b. No. of negative results		6	
c. Test results submitted to LWUA		6	

6.3 CHLORINATION :			
a. Total Samples Taken		12	Remarks : Chlorine residual at some areas were monotored to be between the range of 0.10 - 0.20 ppm although proportions at the sources were set at 2.00 ppm.
b. Samples meeting standards		12	
c. No. of Days of full Chlorination		31	

*[Signature]*  
2-18-15

6.4 BOARD OF DIRECTORS :		ACTUAL THIS MO	Y T D
a. Resolution Approved		7	74.00
b. Policies Passed		0	0.00
c. Director's Fee Paid		25,800.00	316,050.00
d. Meetings :			
d.1 Regular		2	24.00
d.2 Special		1	1.00

**7.0 STATUS LOAN PAYMENTS TO LWUA : AS OF THIS MONTH**

LOAN ACCT.	LOANS AVAILED	INTEREST RATE	LIFE OF LOAN		DEBT SERVICE	ACTUAL PAYMENTS	
			FROM	UNTIL		THIS MO.	Y T D
a. LA # 3-311 R	1,299,000	12.50%	MAR.1997	FEB.2022	32,824.00	32,824.00	393,888.00
b. LA # 3-311 SL	2,825,528.54	8.5%/10.5%	DEC 2005	FEB.2023	27,094.00	27,094.00	325,128.00
<b>TOTAL</b>	<b>4,124,528.54</b>				<b>59,918.00</b>	<b>59,918.00</b>	<b>719,016.00</b>

**7.1 LOAN OUTSTANDING**

LOAN ACCT.	STATUS	INTEREST RATE	PREVIOUS MO. LOAN OUTSTANDING	INTEREST	PRINCIPAL REPAYMENT	THIS MONTH LOAN OUTSTANDING
a. LA # 3-311 R	ACTIVE, WITH ARREARS	12.50%	2,104,513.61	19,860.04	12,963.96	2,091,549.65
b. LA # 3-311 SL	ACTIVE, WITH ARREARS	8.5%/10.5%	1,880,510.18	14,272.22	12,821.78	1,867,688.40
<b>TOTAL</b>			<b>3,985,023.79</b>	<b>34,132.26</b>	<b>25,785.74</b>	<b>3,959,238.05</b>

**7.2 OTHER ON-GOING PROJECTS:**

	STATUS	FUNDED BY :	DONE BY :
a. Rehabilitation of mainlines (C.I. to PVC)	Construction/On Going	KCWD	KCWD
b. Extension Lines to new Aiport & other Brgys	For Feasibility Study	KCWD	KCWD
c. Exploration of other water sources	For Feasibility Study	KCWD	KCWD
d. Brgy. Tabugon-rehabilitation of water system	For Feasibility Study	KCWD	KCWD

**8.0 STATUS OF INSTITUTIONAL DEVELOPMENT :**

**8.1 DEVELOPMENT PROGRESS INDICATOR**


a. Points Earned	b. Minimum Required	c. Variance	d. Age in Months	e. Development rating	Remarks :

8.2 Commercial System/Audit : COA Audit done for FY 2000, 2001, 2002, 2003, 2004, 2005,2006,2007,2008,2009,2010,2011

SUBMITTED BY:

  
**ENGR. RICARDO M. REGALIA, JR.**  
 General Manager

NOTED BY;

  
**DEMETRIO MIGUEL D. RUIZ**  
 Chairman of the Board

D:\shel\mids\mids2014  
/sgg2005

